

DUNLOP AUSTRALIAN SUPERSPORT 300 CHAMPIONSHIP

Qualifying

Date: 18/11/22
Event: Q01
Weather: Sunny - Temp: 19.2C
Track: Dry - Temp: 41.2C

Started at: 13:04:36
Laps: 20 Min
Starters: 24
Posted at: 13:30

CLASSIFICATION

Pos	No	Name	Machine	Fastest Lap	On Lap	Behind Leader	Behind Prev	Top Speed
1	91	Taiyo AKSU (QLD) / XXX Rated Race Suspension / MMM Motorcycles	Yamaha YZF-R3	1:48.749	9 of 11			200
2	12	Henry SNELL (QLD) / Megacycle Racing / Ricondi / AGV / TCX / Whitsunday Sands Resort / Pacific Sands	Yamaha YZF-R3	1:49.009	11 of 11	.260	.260	196
3	279	Hayden NELSON (NSW) / Taree M-cycles / Gow Moto / Global Factory Maint. / YRD / PirelliMoto	Yamaha YZF-R3	1:49.014	9 of 11	.265	.005	196
4	3	Cameron DUNKER (NSW)	Yamaha YZF-R3	1:49.130	11 of 11	.381	.116	188
5	25	Brodie GAWITH (VIC) / Megacycle Race Team / Ricondi / AGV Helmets / TCX Boots / Peter Stevens	Yamaha YZF-R3	1:49.687	11 of 11	.938	.557	193
6	51	Sam PEZZETTA (SA) / Unitech Racing / Remo Contractors / SA Profiling / Aus Crush & Recycle / YRD	Yamaha YZF-R3	1:50.030	4 of 11	1.281	.343	200
7	26	Cameron SWAIN (QLD) / ProGP Racing Junior Team / Y-drive / Impella / Forcite / GB Racing / Bonamici Racing	Yamaha YZF-R3	1:50.093	10 of 11	1.344	.063	197
8	68	Ryan LARKIN (VIC) / GowMoto / Drysdale's Chaff Mill / Academy Graphics	Yamaha YZF-R3	1:50.381	3 of 11	1.632	.288	194
9	97	Peter NERLICH (VIC)	Kawasaki Ninja	1:50.594	7 of 11	1.845	.213	202
10	32	Jai RUSSO (NSW) / Russo Performance / MotoStars / Ricondi / AGV Helmets / TCX Boots	Yamaha YZF-R3	1:50.743	6 of 11	1.994	.149	200
11	39	Glenn NELSON (QLD) / AGV / XXX Rated Race Suspension / ART / Plug A Lug / Dynoverks / Fusport	Yamaha YZF-R3	1:50.757	2 of 11	2.008	.014	194
12	222	Lincoln KNIGHT (NSW) / Knights Fencing / Excite Motorsports	Yamaha YZF-R3	1:50.886	5 of 11	2.137	.129	196
13	13	Marcus HAMOD (NSW) / Motocity / Favelle Enterprises / Link	Yamaha YZF-R3	1:51.170	5 of 11	2.421	.284	196
14	2	Luke JHONSTON (VIC) / The Bike Vault Castlemaine / Axle Armor Track Sliders / RBT Services / AGV	Yamaha YZF-R3	1:51.686	11 of 11	2.937	.516	192
15	72	Levi RUSSO (NSW) / Russo Performance / MotoStars / Ricondi / AGV Helmets / TCX Boots	Yamaha YZF-R3	1:51.716	9 of 10	2.967	.030	193
16	30	Stephany KAPILAWI-JAMES (QLD) / Blayney M-cycles / Penrite / WRP Bridgestone / LS2 Helmets / Rawhide Co	Kawasaki Ninja	1:51.778	3 of 11	3.029	.062	200
17	20	Casey MIDDLETON (QLD) / RaceDNA	Kawasaki Ninja	1:52.037	2 of 11	3.288	.259	197
18	57	Cooper ROWNTREE (SA) / Anytime Fitness / Baseline Fabrication	Yamaha YZF-R3	1:52.060	6 of 10	3.311	.023	196
19	80	Cameron RENDE (SA) / Unitech Racing / Remo Contractors / SA Profiling / Aus Crush & Recycle / YRD	Yamaha YZF-R3	1:52.223	2 of 11	3.474	.163	192
20	45	Jamie PORT (VIC) / Yamaha / Ricondi / Motul / AGV / Pirelli	Yamaha YZF-R3	1:52.867	4 of 11	4.118	.644	193
21	355	Laura BROWN (NSW) / Bikebiz / The Bare Bird / Shark Helmets / SBS Brakes / NG Brake Discs / Falco	Yamaha YZF-R3	1:53.465	9 of 11	4.716	.598	190
22	87	Brock QUINLAN (SA) / RaceDNA	Kawasaki Ninja	1:53.781	7 of 11	5.032	.316	193
23	232	Daley MILLS (QLD) / RaceDNA	Kawasaki Ninja	1:53.807	8 of 11	5.058	.026	193
24	95	Tara MORRISON (SA) / Fearless Motorcycles / Alpinestars	Kawasaki Ninja	1:54.762	1 of 8	6.013	.955	197

Current qualifying record for SS300 class - 1:47.696 by Hunter FORD (NSW) on a Yamaha YZF-R3 set on 13/10/18

*** Rider 355 (L. BROWN) TO BE RELEGATED 10 POSITIONS ON GRID DUE TO TECHNICAL REGULATION BREACH ***

*** ALL RIDERS QUALIFY ***

The results are provisional until the end of the time limit for protests and appeals.

Chief Timekeeper - Scott Lang

Race Director - Tom Williams



DUNLOP AUSTRALIAN SUPERSPORT 300 CHAMPIONSHIP

Qualifying

Date: 18/11/22
 Event: Q01
 Weather: Sunny - Temp: 19.2C
 Track: Dry - Temp: 41.2C

Started at: 13:04:36
 Laps: 20 Min
 Starters: 24
 Posted at: 13:30


LAP TIMES


No	Name	Lap 1	Lap 2	Lap 3	Lap 4	Lap 5	Lap 6	Lap 7	Lap 8	Lap 9	Lap 10	Lap 11
2	Luke JHONSTON (VIC)	1:54.495	1:53.179	1:53.324	1:52.839	1:53.213	1:53.808	1:55.899	1:51.926	1:52.553	1:52.468	1:51.686
3	Cameron DUNKER (NSW)	1:58.049	1:51.304	1:50.360	1:53.607	1:50.421	1:50.294	1:49.524	1:49.574	1:49.828	1:49.147	1:49.130
12	Henry SNELL (QLD)	1:51.161	1:50.657	1:50.823	1:57.905	1:59.397	1:57.262	1:50.431	1:54.562	1:55.784	1:51.730	1:49.009
13	Marcus HAMOD (NSW)	1:55.011	1:54.267	1:52.719	1:51.340	1:51.170	1:51.403	1:53.109	1:54.942	1:52.140	1:51.196	1:51.938
20	Casey MIDDLETON (QLD)	1:53.174	1:52.037	2:37.106	2:00.433	1:54.472	1:54.488	1:53.869	1:55.628	1:53.613	1:53.561	1:52.868
25	Brodie GAWITH (VIC)	1:51.602	1:51.934	1:54.546	1:52.459	1:55.439	2:00.625	1:50.516	1:57.190	1:49.788	1:53.317	1:49.687
26	Cameron SWAIN (QLD)	1:51.000	1:50.901	1:50.333	1:50.857	1:50.713	1:50.599	1:50.826	1:53.235	1:51.534	1:50.093	1:50.150
30	Stephany KAPILAWI-JAMES (QLD)	1:53.829	1:52.115	1:51.778	1:52.817	1:52.455	1:52.974	1:53.638	1:52.331	1:52.866	1:52.036	1:52.247
32	Jai RUSSO (NSW)	1:54.652	1:51.790	1:51.536	1:51.829	1:56.234	1:50.743	1:53.788	1:57.261	1:52.013	1:52.204	1:51.319
39	Glenn NELSON (QLD)	1:53.481	1:50.757	1:50.759	1:58.264	1:51.907	1:51.575	1:56.020	1:55.183	1:52.595	1:51.597	1:51.189
45	Jamie PORT (VIC)	1:54.120	1:53.341	1:53.181	1:52.867	1:53.202	1:53.902	1:54.688	1:53.381	1:53.666	1:53.830	1:53.013
51	Sam PEZZETTA (SA)	1:56.127	1:53.748	1:50.655	1:50.030	1:50.543	2:11.346	1:52.568	1:51.219	1:50.761	1:50.984	1:53.765
57	Cooper ROWNTREE (SA)	1:52.550	1:53.280	1:52.603	1:52.197	1:57.953	1:52.060	1:53.766	2:58.129	1:57.291	1:52.528	
68	Ryan LARKIN (VIC)	1:53.931	1:51.257	1:50.381	1:51.075	1:53.191	1:56.573	1:54.250	1:50.880	1:55.653	1:52.053	1:51.824
72	Levi RUSSO (NSW)	1:55.468	1:55.476	1:52.663	1:58.168	3:25.043	2:08.844	1:53.545	1:52.438	1:51.716	1:53.702	
80	Cameron RENDE (SA)	1:53.245	1:52.223	1:53.181	1:52.862	1:53.261	1:53.861	1:54.374	1:53.138	1:52.943	2:03.799	1:52.626
87	Brock QUINLAN (SA)	1:57.513	1:56.552	1:55.341	1:55.732	1:54.994	1:55.447	1:53.781	1:54.675	1:55.224	1:56.140	1:56.679
91	Taiyo AKSU (QLD)	1:51.476	1:49.650	1:56.470	1:50.587	1:56.432	1:49.688	1:54.382	1:58.776	1:48.749	1:52.277	1:49.867
95	Tara MORRISON (SA)	1:54.762	1:55.020	5:19.106	2:18.479	1:58.081	1:55.181	1:55.532	1:55.783			
97	Peter NERLICH (VIC)	1:52.743	1:52.069	1:51.150	1:50.928	1:54.396	1:57.355	1:50.594	1:50.862	1:55.923	1:50.759	1:58.484
222	Lincoln KNIGHT (NSW)	1:54.374	1:52.701	1:52.338	1:52.078	1:50.886	1:51.372	1:53.983	1:51.518	1:52.896	1:53.043	1:51.874
232	Daley MILLS (QLD)	1:56.000	1:54.925	1:54.382	1:56.349	1:56.096	1:56.190	1:56.136	1:53.807	1:55.853	1:55.670	1:56.626
279	Hayden NELSON (NSW)	1:54.210	1:49.891	1:49.702	1:57.240	1:50.618	1:56.543	1:51.130	1:56.716	1:49.014	1:54.507	1:49.093
355	Laura BROWN (NSW)	1:54.072	1:53.509	1:53.526	1:53.833	1:53.908	1:54.145	1:53.559	1:55.086	1:53.465	1:53.726	1:56.292

*** Rider 355 (L. BROWN) TO BE RELEGATED 10 POSITIONS ON GRID DUE TO TECHNICAL REGULATION BREACH ***

*** ALL RIDERS QUALIFY ***

The results are provisional until the end of the time limit for protests and appeals.


 Chief Timekeeper - Scott Lang


 Race Director - Tom Williams



DUNLOP AUSTRALIAN SUPERSPORT 300 CHAMPIONSHIP

Qualifying

Date: 18/11/22
 Event: Q01
 Weather: Sunny - Temp: 19.2C
 Track: Dry - Temp: 41.2C

Started at: 13:04:36
 Laps: 20 Min
 Starters: 24
 Posted at: 13:30

SPLIT TIMES

Lap	Split 1	Split 2	Split 3	Split 4	Lap Time	Spd	Lap	Split 1	Split 2	Split 3	Split 4	Lap Time	Spd
2 Luke JHONSTON (VIC) (14th)							3	26.938	33.068	21.868	30.845	1:52.719	192
1	27.256	33.413	22.113	31.713	1:54.495	187	4	26.851	32.823	21.213	30.453	1:51.340	191
2	27.067	33.149	21.769	31.194	1:53.179	190	5	26.454	32.297	21.369	31.050	1:51.170	191
3	27.014	33.243	21.883	31.184	1:53.324	189	6	27.003	32.388	21.383	30.629	1:51.403	187
4	27.108	32.928	21.517	31.286	1:52.839	188	7	27.581	32.778	21.656	31.094	1:53.109	186
5	27.227	33.043	21.779	31.164	1:53.213	183	8	27.242	35.778	21.202	30.720	1:54.942	182
6	27.300	33.146	21.843	31.519	1:53.808	184	9	26.889	32.586	21.657	31.008	1:52.140	193
7	27.145	35.506	21.542	31.706	1:55.899	187	10	26.495	32.520	21.522	30.659	1:51.196	191
8	26.889	32.962	21.417	30.658	1:51.926	192	11	26.974	32.709	21.426	30.829	1:51.938	186
9	26.926	33.234	21.464	30.929	1:52.553	191	20 Casey MIDDLETON (QLD) (17th)						
10	26.957	32.868	21.912	30.731	1:52.468	190	1	26.888	32.956	21.773	31.557	1:53.174	194
11	26.946	32.381	21.419	30.940	1:51.686	191	2	26.596	33.116	21.689	30.636	1:52.037	193
3 Cameron DUNKER (NSW) (4th)							3	27.686	33.940	21.351	1:14.129	2:37.106	197
1	31.873	33.444	21.752	30.980	1:58.049 P		4	33.338	33.401	21.887	31.807	2:00.433 P	
2	26.787	32.654	21.110	30.753	1:51.304	184	5	27.589	33.833	21.661	31.389	1:54.472	180
3	26.583	32.254	21.070	30.453	1:50.360	184	6	27.572	33.318	21.741	31.857	1:54.488	179
4	26.625	35.125	21.219	30.638	1:53.607	183	7	27.337	33.571	21.529	31.432	1:53.869	181
5	26.648	32.164	21.087	30.522	1:50.421	182	8	27.782	33.390	22.389	32.067	1:55.628	181
6	26.486	32.230	21.122	30.456	1:50.294	183	9	27.348	33.502	21.446	31.317	1:53.613	182
7	26.466	32.010	20.892	30.156	1:49.524	184	10	27.175	33.175	21.552	31.659	1:53.561	182
8	26.170	31.972	21.081	30.351	1:49.574	188	11	27.309	33.141	21.524	30.894	1:52.868	179
9	26.511	32.063	20.933	30.321	1:49.828	185	25 Brodie GAWITH (VIC) (5th)						
10	26.453	31.988	20.635	30.071	1:49.147	186	1	26.692	32.784	21.297	30.829	1:51.602	189
11	26.256	32.110	20.866	29.898	1:49.130	188	2	26.520	32.830	21.518	31.066	1:51.934	185
12 Henry SNELL (QLD) (2nd)							3	26.869	32.963	21.697	33.017	1:54.546	182
1	26.618	32.682	21.173	30.688	1:51.161	186	4	27.030	33.023	21.409	30.997	1:52.459	180
2	26.617	32.482	20.980	30.578	1:50.657	185	5	26.524	33.165	22.699	33.051	1:55.439	189
3	26.608	32.505	21.073	30.637	1:50.823	186	6	26.996	42.031	21.063	30.535	2:00.625	182
4	27.186	39.217	20.961	30.541	1:57.905	182	7	26.099	32.412	21.270	30.735	1:50.516	189
5	27.323	38.561	23.067	30.446	1:59.397	185	8	26.765	38.507	21.364	30.554	1:57.190	193
6	26.696	38.980	20.950	30.636	1:57.262	194	9	26.168	32.132	20.969	30.519	1:49.788	190
7	26.218	32.272	21.106	30.835	1:50.431	193	10	26.476	32.428	22.332	32.081	1:53.317	190
8	26.639	32.330	21.531	34.062	1:54.562	196	11	26.525	31.836	21.145	30.181	1:49.687	190
9	26.622	38.245	20.970	29.947	1:55.784	188	26 Cameron SWAIN (QLD) (7th)						
10	26.140	32.715	22.662	30.213	1:51.730	195	1	26.286	32.742	21.480	30.492	1:51.000	193
11	26.132	32.124	20.887	29.866	1:49.009	195	2	26.689	32.339	21.317	30.556	1:50.901	197
13 Marcus HAMOD (NSW) (13th)							3	26.396	32.247	21.309	30.381	1:50.333	187
1	27.278	34.598	22.195	30.940	1:55.011	195	4	26.608	32.383	21.240	30.626	1:50.857	187
2	26.995	33.050	21.709	32.513	1:54.267	196	5	26.736	32.195	21.278	30.504	1:50.713	182

Scott Lang
 Chief Timekeeper - Scott Lang

Tom Williams
 Race Director - Tom Williams



DUNLOP AUSTRALIAN SUPERSPORT 300 CHAMPIONSHIP

Qualifying

Date: 18/11/22
 Event: Q01
 Weather: Sunny - Temp: 19.2C
 Track: Dry - Temp: 41.2C

Started at: 13:04:36
 Laps: 20 Min
 Starters: 24
 Posted at: 13:30

SPLIT TIMES

Lap	Split 1	Split 2	Split 3	Split 4	Lap Time	Spd	Lap	Split 1	Split 2	Split 3	Split 4	Lap Time	Spd
6	26.662	32.041	21.235	30.661	1:50.599	182	9	27.163	33.567	21.629	30.236	1:52.595	190
7	26.801	32.130	21.199	30.696	1:50.826	180	10	27.096	32.683	21.401	30.417	1:51.597	192
8	27.645	33.445	21.404	30.741	1:53.235	183	11	26.761	32.502	21.257	30.669	1:51.189	191
9	26.708	32.458	21.539	30.829	1:51.534	183							
10	26.568	32.017	21.134	30.374	1:50.093	185	45 Jamie PORT (VIC) (20th)						
11	26.545	32.042	21.175	30.388	1:50.150	185	1	27.086	33.282	22.254	31.498	1:54.120	192
							2	26.902	33.464	22.118	30.857	1:53.341	191
30 Stephany KAPILAWI-JAMES (QLD) (16th)							3	27.442	32.916	22.126	30.697	1:53.181	191
1	26.622	34.320	21.857	31.030	1:53.829	199	4	26.775	33.358	21.594	31.140	1:52.867	190
2	26.966	32.566	21.586	30.997	1:52.115	200	5	27.510	33.138	21.783	30.771	1:53.202	183
3	26.691	32.743	21.491	30.853	1:51.778	195	6	27.861	33.532	21.664	30.845	1:53.902	183
4	26.959	33.168	21.946	30.744	1:52.817	196	7	27.109	33.996	22.089	31.494	1:54.688	193
5	26.836	32.646	21.866	31.107	1:52.455	186	8	27.602	33.132	21.901	30.746	1:53.381	191
6	27.300	32.632	21.363	31.679	1:52.974	189	9	27.295	33.187	21.852	31.332	1:53.666	191
7	27.340	32.844	22.015	31.439	1:53.638	185	10	27.063	33.387	21.798	31.582	1:53.830	191
8	26.775	32.728	21.704	31.124	1:52.331	196	11	27.256	32.950	21.730	31.077	1:53.013	190
9	27.153	33.253	21.555	30.905	1:52.866	186							
10	26.829	32.878	21.614	30.715	1:52.036	195	51 Sam PEZZETTA (SA) (6th)						
11	27.329	32.608	21.552	30.758	1:52.247	186	1	26.861	37.020	21.713	30.533	1:56.127	200
							2	26.397	35.313	21.784	30.254	1:53.748	190
32 Jai RUSSO (NSW) (10th)							3	26.709	32.422	21.456	30.068	1:50.655	195
1	27.022	34.626	21.874	31.130	1:54.652	190	4	26.399	32.184	21.212	30.235	1:50.030	189
2	27.097	32.682	21.315	30.696	1:51.790	200	5	26.697	32.375	21.400	30.071	1:50.543	194
3	26.667	32.718	21.381	30.770	1:51.536	194	6	26.690	51.757	22.163	30.736	2:11.346	196
4	27.049	32.739	21.301	30.740	1:51.829	192	7	27.292	32.629	21.811	30.836	1:52.568	184
5	26.685	32.672	21.731	35.146	1:56.234	190	8	26.816	32.417	21.492	30.494	1:51.219	182
6	26.585	32.378	21.085	30.695	1:50.743	195	9	26.778	32.260	21.483	30.240	1:50.761	183
7	26.951	32.907	21.992	31.938	1:53.788	191	10	26.713	32.247	21.466	30.558	1:50.984	185
8	26.915	37.714	21.599	31.033	1:57.261	197	11	26.633	32.569	22.711	31.852	1:53.765	186
9	26.805	32.945	21.367	30.896	1:52.013	193							
10	27.485	32.766	21.383	30.570	1:52.204	188	57 Cooper ROWNTREE (SA) (18th)						
11	26.683	32.557	21.196	30.883	1:51.319	196	1	27.170	33.045	21.684	30.651	1:52.550	188
							2	27.342	33.349	21.584	31.005	1:53.280	186
39 Glenn NELSON (QLD) (11th)							3	27.235	32.775	21.645	30.948	1:52.603	190
1	26.508	33.971	22.018	30.984	1:53.481	192	4	26.897	32.900	21.401	30.999	1:52.197	190
2	26.534	32.621	21.205	30.397	1:50.757	192	5	27.328	38.312	21.401	30.912	1:57.953	183
3	26.643	32.591	21.303	30.222	1:50.759	192	6	27.139	32.968	21.196	30.757	1:52.060	191
4	26.870	39.890	21.146	30.358	1:58.264	189	7	26.814	33.235	22.016	31.701	1:53.766	190
5	26.456	32.636	21.709	31.106	1:51.907	192	8	27.182	33.974	21.334	1:35.639	2:58.129	196
6	26.596	32.859	21.271	30.849	1:51.575	190	9	31.348	33.044	21.702	31.197	1:57.291 P	
7	26.868	36.486	21.805	30.861	1:56.020	194	10	27.325	32.919	21.442	30.842	1:52.528	182
8	26.684	32.903	24.243	31.353	1:55.183	189							

Scott Lang
 Chief Timekeeper - Scott Lang

Tom Williams
 Race Director - Tom Williams



DUNLOP AUSTRALIAN SUPERSPORT 300 CHAMPIONSHIP

Qualifying

Date: 18/11/22
 Event: Q01
 Weather: Sunny - Temp: 19.2C
 Track: Dry - Temp: 41.2C

Started at: 13:04:36
 Laps: 20 Min
 Starters: 24
 Posted at: 13:30

SPLIT TIMES

Lap	Split 1	Split 2	Split 3	Split 4	Lap Time	Spd	Lap	Split 1	Split 2	Split 3	Split 4	Lap Time	Spd
68 Ryan LARKIN (VIC) (8th)							4	27.883	34.207	21.846	31.796	1:55.732	185
1	26.776	32.953	22.326	31.876	1:53.931	194	5	27.504	33.720	21.959	31.811	1:54.994	185
2	27.197	32.515	21.288	30.257	1:51.257	175	6	27.821	33.754	21.922	31.950	1:55.447	180
3	26.500	32.612	21.108	30.161	1:50.381	191	7	27.234	33.344	21.924	31.279	1:53.781	187
4	26.627	32.544	21.248	30.656	1:51.075	188	8	27.408	33.481	21.803	31.983	1:54.675	189
5	26.946	32.434	21.442	32.369	1:53.191	184	9	27.570	33.325	21.865	32.464	1:55.224	187
6	26.830	34.172	23.625	31.946	1:56.573	182	10	27.974	34.662	21.736	31.768	1:56.140	176
7	27.713	32.958	22.460	31.119	1:54.250	177	11	27.414	34.964	21.859	32.442	1:56.679	188
8	26.993	32.035	21.279	30.573	1:50.880	188	91 Taiyo AKSU (QLD) (1st)						
9	27.008	34.520	23.773	30.352	1:55.653	179	1	26.419	33.130	21.304	30.623	1:51.476	200
10	27.010	32.851	21.637	30.555	1:52.053	191	2	26.311	32.351	21.135	29.853	1:49.650	194
11	26.713	32.995	21.568	30.548	1:51.824	190	3	27.221	37.478	21.590	30.181	1:56.470	196
72 Levi RUSSO (NSW) (15th)							4	26.530	32.376	21.295	30.386	1:50.587	196
1	27.979	33.989	21.866	31.634	1:55.468	189	5	26.610	32.691	22.185	34.946	1:56.432	188
2	27.882	33.487	21.659	32.448	1:55.476	190	6	26.287	32.280	20.994	30.127	1:49.688	196
3	27.023	32.900	21.564	31.176	1:52.663	193	7	26.847	32.875	23.434	31.226	1:54.382	193
4	27.108	37.920	21.854	31.286	1:58.168	192	8	27.323	37.992	22.911	30.550	1:58.776	192
5	27.290	33.705	26.946	1:57.102	3:25.043	188	9	26.442	31.891	20.860	29.556	1:48.749	196
6	34.065	41.260	21.933	31.586	2:08.844 P	10	26.045	33.422	21.588	31.222	1:52.277	199	
7	27.102	33.007	21.829	31.607	1:53.545	191	11	26.453	31.746	21.186	30.482	1:49.867	188
8	27.378	33.098	21.436	30.526	1:52.438	190	95 Tara MORRISON (SA) (24th)						
9	27.178	32.571	21.291	30.676	1:51.716	191	1	27.612	34.015	21.827	31.308	1:54.762	197
10	26.890	32.458	21.088	33.266	1:53.702	190	2	27.775	33.725	22.011	31.509	1:55.020	196
80 Cameron RENDE (SA) (19th)							3	27.957	33.818	21.959	3:55.372	5:19.106 P	196
1	27.108	33.104	21.779	31.254	1:53.245	190	4	49.571	34.460	22.106	32.342	2:18.479 P	184
2	26.731	32.899	21.888	30.705	1:52.223	192	5	29.646	33.946	21.838	32.651	1:58.081	185
3	27.669	33.047	21.527	30.938	1:53.181	187	6	28.129	33.467	21.801	31.784	1:55.181	185
4	27.231	33.022	21.669	30.940	1:52.862	185	7	28.122	33.964	22.049	31.397	1:55.532	188
5	27.328	32.630	21.913	31.390	1:53.261	186	8	28.152	33.891	22.044	31.696	1:55.783	189
6	27.361	33.091	21.962	31.447	1:53.861	187	97 Peter NERLICH (VIC) (9th)						
7	27.730	33.481	22.076	31.087	1:54.374	181	1	26.238	33.725	21.974	30.806	1:52.743	201
8	27.158	32.793	21.928	31.259	1:53.138	190	2	26.110	32.509	21.222	32.228	1:52.069	202
9	27.598	32.988	21.658	30.699	1:52.943	184	3	26.471	32.329	21.291	31.059	1:51.150	197
10	27.174	1:36.625	1:32.521	31.278	2:03.799	186	4	26.419	32.432	21.371	30.706	1:50.928	193
11	26.955	32.611	21.634	31.426	1:52.626	185	5	26.776	32.589	24.717	30.314	1:54.396	190
87 Brock QUINLAN (SA) (22th)							6	26.411	39.326	21.279	30.339	1:57.355	201
1	28.120	35.281	22.390	31.722	1:57.513	193	7	25.856	32.423	21.368	30.947	1:50.594	200
2	27.860	34.273	22.489	31.930	1:56.552	193	8	26.449	32.566	21.337	30.510	1:50.862	200
3	27.689	33.879	21.979	31.794	1:55.341	190	9	26.392	38.081	21.235	30.215	1:55.923	194

Chief Timekeeper - Scott Lang

Race Director - Tom Williams



DUNLOP AUSTRALIAN SUPERSPORT 300 CHAMPIONSHIP

Qualifying

Date: 18/11/22
 Event: Q01
 Weather: Sunny - Temp: 19.2C
 Track: Dry - Temp: 41.2C

Started at: 13:04:36
 Laps: 20 Min
 Starters: 24
 Posted at: 13:30


SPLIT TIMES

Lap	Split 1	Split 2	Split 3	Split 4	Lap Time	Spd	Lap	Split 1	Split 2	Split 3	Split 4	Lap Time	Spd
10	25.956	32.408	21.769	30.626	1:50.759	200	279 Hayden NELSON (NSW) (3rd)						
11	26.600	40.123	21.467	30.294	1:58.484	196	1	26.367	35.780	21.339	30.724	1:54.210	195
							2	26.327	32.303	21.046	30.215	1:49.891	195
							3	25.932	31.898	21.390	30.482	1:49.702	196
222 Lincoln KNIGHT (NSW) (12th)							4	26.413	39.368	21.040	30.419	1:57.240	191
1	27.226	33.456	22.273	31.419	1:54.374	196	5	26.696	32.114	21.516	30.292	1:50.618	185
2	26.788	32.875	21.632	31.406	1:52.701	195	6	26.910	38.292	21.167	30.174	1:56.543	190
3	26.843	33.374	21.430	30.691	1:52.338	192	7	26.330	32.259	21.499	31.042	1:51.130	186
4	27.126	33.235	21.271	30.446	1:52.078	188	8	26.712	38.085	21.541	30.378	1:56.716	191
5	26.372	32.376	21.321	30.817	1:50.886	195	9	26.393	31.584	20.963	30.074	1:49.014	186
6	26.769	33.012	21.240	30.351	1:51.372	190	10	26.469	35.632	21.328	31.078	1:54.507	187
7	27.421	33.436	22.075	31.051	1:53.983	187	11	26.051	32.135	20.892	30.015	1:49.093	193
8	26.713	32.723	21.319	30.763	1:51.518	191	355 Laura BROWN (NSW) (21th)						
9	26.800	32.981	21.796	31.319	1:52.896	187	1	27.341	33.749	22.068	30.914	1:54.072	187
10	27.815	32.887	21.449	30.892	1:53.043	179	2	27.034	33.478	21.988	31.009	1:53.509	189
11	27.114	32.929	21.237	30.594	1:51.874	187	3	27.278	33.317	21.925	31.006	1:53.526	189
232 Daley MILLS (QLD) (23th)							4	27.496	33.328	21.775	31.234	1:53.833	185
1	27.438	34.222	22.445	31.895	1:56.000	192	5	27.369	33.623	21.636	31.280	1:53.908	186
2	27.391	33.934	21.849	31.751	1:54.925	193	6	27.356	33.503	22.033	31.253	1:54.145	190
3	27.258	33.209	22.327	31.588	1:54.382	192	7	27.074	33.315	22.038	31.132	1:53.559	190
4	27.944	34.259	22.059	32.087	1:56.349	192	8	27.171	33.355	22.611	31.949	1:55.086	190
5	27.585	33.429	22.375	32.707	1:56.096	184	9	27.376	33.528	21.763	30.798	1:53.465	189
6	28.264	33.807	22.231	31.888	1:56.190	184	10	27.294	33.411	21.710	31.311	1:53.726	186
7	28.286	34.071	21.989	31.790	1:56.136	183	11	27.208	33.430	22.076	33.578	1:56.292	184
8	27.371	33.124	21.714	31.598	1:53.807	188							
9	28.043	33.795	22.054	31.961	1:55.853	186							
10	28.207	34.108	21.823	31.532	1:55.670	184							
11	27.560	34.234	22.030	32.802	1:56.626	191							

*** Rider 355 (L. BROWN) TO BE RELEGATED 10 POSITIONS ON GRID DUE TO TECHNICAL REGULATION BREACH ***

*** ALL RIDERS QUALIFY ***

The results are provisional until the end of the time limit for protests and appeals.


 Chief Timekeeper - Scott Lang


 Race Director - Tom Williams





ASBK Round 6
World SBK
Phillip Island GP Circuit
18 - 20 November



GRAND RIDGE
BREWERY
 AUSTRALIAN ROUND

DUNLOP AUSTRALIAN SUPERSPORT 300 CHAMPIONSHIP

Qualifying

Date: 18/11/22
 Event: Q01
 Weather: Sunny - Temp: 19.2C
 Track: Dry - Temp: 41.2C

Started at: 13:04:36
 Laps: 20 Min
 Starters: 24
 Posted at: 13:30


FASTEST LAPS SEQUENCE

Race Time	No	Name	Machine	Fastest Lap	On Lap
1:53.652	12	Henry SNELL (QLD)	Yamaha YZF-R3	1:51.161	1
1:59.427	26	Cameron SWAIN (QLD)	Yamaha YZF-R3	1:51.000	1
3:44.309	12	Henry SNELL (QLD)	Yamaha YZF-R3	1:50.657	2
3:52.653	91	Taiyo AKSU (QLD)	Yamaha YZF-R3	1:49.650	2
13:36.882	3	Cameron DUNKER (NSW)	Yamaha YZF-R3	1:49.524	7
17:05.572	279	Hayden NELSON (NSW)	Yamaha YZF-R3	1:49.014	9
17:07.737	91	Taiyo AKSU (QLD)	Yamaha YZF-R3	1:48.749	9

*** Rider 355 (L. BROWN) TO BE RELEGATED 10 POSITIONS ON GRID DUE TO TECHNICAL REGULATION BREACH ***

*** ALL RIDERS QUALIFY ***

The results are provisional until the end of the time limit for protests and appeals.


 Chief Timekeeper - Scott Lang


 Race Director - Tom Williams



DUNLOP AUSTRALIAN SUPERSPORT 300 CHAMPIONSHIP

Qualifying

Date: 18/11/22
 Event: Q01
 Weather: Sunny - Temp: 19.2C
 Track: Dry - Temp: 41.2C

Started at: 13:04:36
 Laps: 20 Min
 Starters: 24
 Posted at: 13:30


BEST PARTIAL TIMES

Pos	Split 1		Split 2		Split 3		Split 4		LAP		Ideal	Fastest
	Name	Time	Name	Time	Name	Time	Name	Time	Name	Time		
1	P. NERLICH	25.856	H. NELSON	31.584	C. DUNKER	20.635	T. AKSU	29.556	T. AKSU	1:48.207	1:48.749	
2	H. NELSON	25.932	T. AKSU	31.746	T. AKSU	20.860	H. SNELL	29.866	H. NELSON	1:48.423	1:49.014	
3	T. AKSU	26.045	B. GAWITH	31.836	H. SNELL	20.887	C. DUNKER	29.898	C. DUNKER	1:48.675	1:49.130	
4	B. GAWITH	26.099	C. DUNKER	31.972	H. NELSON	20.892	H. NELSON	30.015	H. SNELL	1:49.009	1:49.009	
5	H. SNELL	26.132	C. SWAIN	32.017	B. GAWITH	20.969	S. PEZZETTA	30.068	B. GAWITH	1:49.085	1:49.687	
6	C. DUNKER	26.170	R. LARKIN	32.035	J. RUSSO	21.085	R. LARKIN	30.161	P. NERLICH	1:49.622	1:50.594	
7	L. KNIGHT	26.372	H. SNELL	32.124	L. RUSSO	21.088	B. GAWITH	30.181	R. LARKIN	1:49.804	1:50.381	
8	C. SWAIN	26.396	S. PEZZETTA	32.184	R. LARKIN	21.108	P. NERLICH	30.215	S. PEZZETTA	1:49.861	1:50.030	
9	S. PEZZETTA	26.397	M. HAMOD	32.297	C. SWAIN	21.134	G. NELSON	30.222	C. SWAIN	1:49.921	1:50.093	
10	M. HAMOD	26.454	P. NERLICH	32.329	G. NELSON	21.146	L. KNIGHT	30.351	G. NELSON	1:50.326	1:50.757	
11	G. NELSON	26.456	L. KNIGHT	32.376	C. ROWNTRE	21.196	C. SWAIN	30.374	L. KNIGHT	1:50.336	1:50.886	
12	R. LARKIN	26.500	J. RUSSO	32.378	M. HAMOD	21.202	M. HAMOD	30.453	M. HAMOD	1:50.406	1:51.170	
13	J. RUSSO	26.585	L. JHONSTON	32.381	S. PEZZETTA	21.212	L. RUSSO	30.526	J. RUSSO	1:50.618	1:50.743	
14	C. MIDDLETO	26.596	L. RUSSO	32.458	P. NERLICH	21.222	J. RUSSO	30.570	L. RUSSO	1:50.962	1:51.716	
15	S. KAPILAWI-J	26.691	G. NELSON	32.502	L. KNIGHT	21.237	C. MIDDLETO	30.636	S. KAPILAWI-	1:51.335	1:51.778	
16	C. RENDE	26.731	S. KAPILAWI-J	32.566	C. MIDDLETO	21.351	L. JHONSTON	30.658	L. JHONSTON	1:51.345	1:51.686	
17	J. PORT	26.775	C. RENDE	32.611	S. KAPILAWI-J	21.363	J. PORT	30.697	C. ROWNTRE	1:51.542	1:52.060	
18	C. ROWNTRE	26.814	C. ROWNTRE	32.775	L. JHONSTON	21.417	C. RENDE	30.699	C. RENDE	1:51.568	1:52.223	
19	L. JHONSTON	26.889	J. PORT	32.916	C. RENDE	21.527	S. KAPILAWI-J	30.715	C. MIDDLETO	1:51.699	1:52.037	
20	L. RUSSO	26.890	C. MIDDLETO	33.116	J. PORT	21.594	C. ROWNTRE	30.757	J. PORT	1:51.982	1:52.867	
21	L. BROWN	27.034	D. MILLS	33.124	L. BROWN	21.636	L. BROWN	30.798	L. BROWN	1:52.783	1:53.465	
22	B. QUINLAN	27.234	L. BROWN	33.315	D. MILLS	21.714	B. QUINLAN	31.279	B. QUINLAN	1:53.574	1:53.781	
23	D. MILLS	27.258	B. QUINLAN	33.325	B. QUINLAN	21.736	T. MORRISON	31.397	D. MILLS	1:53.628	1:53.807	
24	T. MORRISON	27.775	T. MORRISON	33.467	T. MORRISON	21.801	D. MILLS	31.532	T. MORRISON	1:54.440	1:54.762	

*** Rider 355 (L. BROWN) TO BE RELEGATED 10 POSITIONS ON GRID DUE TO TECHNICAL REGULATION BREACH ***

*** ALL RIDERS QUALIFY ***

The results are provisional until the end of the time limit for protests and appeals.


 Chief Timekeeper - Scott Lang


 Race Director - Tom Williams



DUNLOP AUSTRALIAN SUPERSPORT 300 CHAMPIONSHIP

Date: 18/11/22
 Event: Q01
 Weather: Sunny - Temp: 19.2C
 Track: Dry - Temp: 41.2C

Started at: 13:04:36
 Laps: 20 Min
 Starters: 24
 Posted at: 13:30

GRID SHEET

1	91	T. AKSU 1:48.749	2	12	H. SNELL 1:49.009	3	279	H. NELSON 1:49.014
2	3	C. DUNKER 1:49.130	4	25	B. GAWITH 1:49.687	5	51	S. PEZZETTA 1:50.030
3	26	C. SWAIN 1:50.093	6	68	R. LARKIN 1:50.381	7	97	P. NERLICH 1:50.594
4	32	J. RUSSO 1:50.743	8	39	G. NELSON 1:50.757	9	222	L. KNIGHT 1:50.886
5	13	M. HAMOD 1:51.170	10	2	L. JHONSTON 1:51.686	11	72	L. RUSSO 1:51.716
6	30	S. KAPILAWI-JA 1:51.778	11	20	C. MIDDLETON 1:52.037	12	57	C. ROWNTREE 1:52.060
7	80	C. RENDE 1:52.223	12	45	J. PORT 1:52.867	13	87	B. QUINLAN 1:53.781
8	232	D. MILLS 1:53.807	13	95	T. MORRISON 1:54.762	14	355	L. BROWN 1:53.465

*** RIDER 355 (L. BROWN) RELEGATED 10 POSITIONS FOR TECHNICAL REGULATION BREACH ***

Chief Timekeeper - Scott Lang

Race Director - Tom Williams





ASBK Round 6
World SBK
Phillip Island GP Circuit
18 - 20 November



**GRAND RIDGE
 BREWERY**
 AUSTRALIAN ROUND

DUNLOP AUSTRALIAN SUPERSPORT 300 CHAMPIONSHIP

Qualifying

Date: 18/11/22
 Event: Q01
 Weather: Sunny - Temp: 19.2C
 Track: Dry - Temp: 41.2C

Started at: 13:04:36
 Laps: 20 Min
 Starters: 24
 Posted at: 13:30


RACE INFORMATION

Time	Description
13:04:36	Event Start
13:08:37	Rider 355 (Laura BROWN) RELEGATED 10 GRID POSITIONS FOR BREACH OF TECHNICAL REGULATIONS
13:24:46	Chequered Flag
13:26:41	Event Finish

*** Rider 355 (L. BROWN) TO BE RELEGATED 10 POSITIONS ON GRID DUE TO TECHNICAL REGULATION BREACH ***

*** ALL RIDERS QUALIFY ***

The results are provisional until the end of the time limit for protests and appeals.


 Chief Timekeeper - Scott Lang


 Race Director - Tom Williams



www.computime.com.au
COMPUTIME RACE TIMING SYSTEMS PTY LTD

